



wooden floorings – **NEW GENERATION**

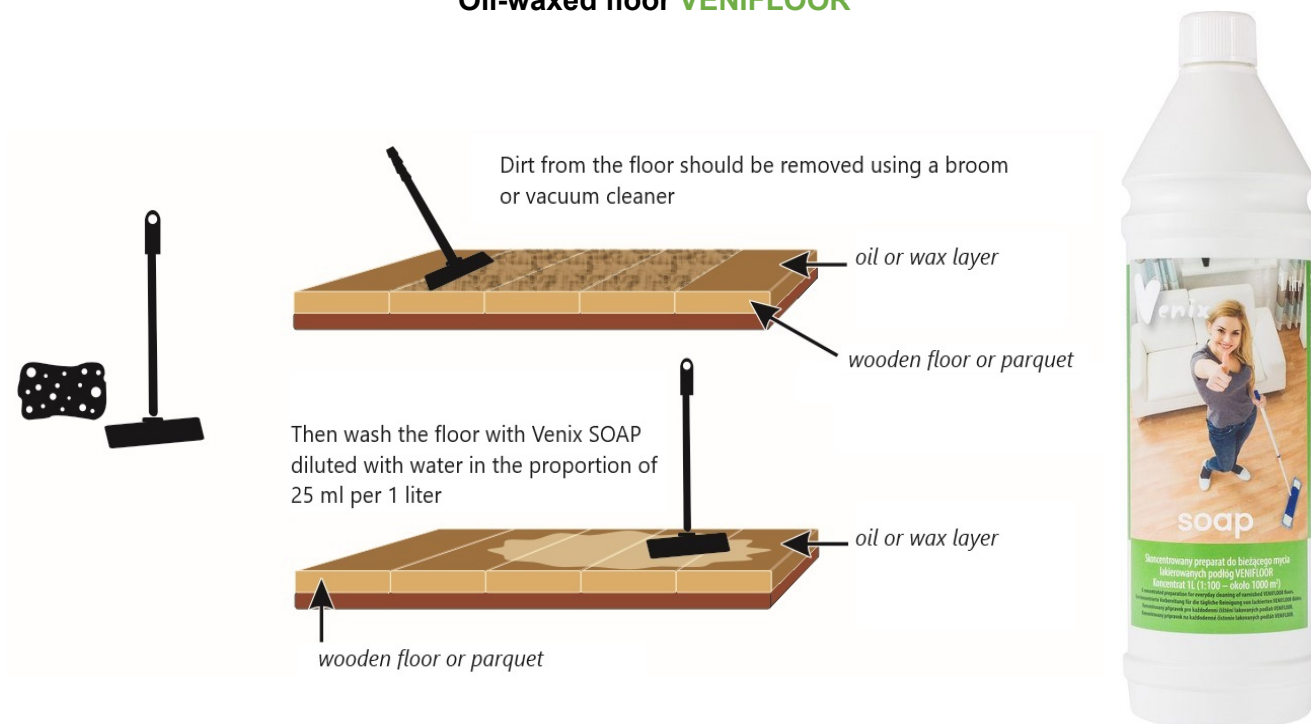
Care Instructions for Oil-waxed Floors **VENIFLOOR**

Regular floor cleaning **VENIFLOOR**

To preserve the beauty of oil-waxed wooden floors **VENIFLOOR**, they should be cleaned regularly. Therefore, using **VENIFLOOR Venix SOAP**, a *Concentrate for regular cleaning of oil-waxed floors*, we can easily remove light dirt resulting from everyday use. We do a routine cleaning once a week on average. But if the floors are under greater load, e.g. in high-traffic rooms such as hotels, restaurants, offices, the frequency of cleaning can be increased.

Venix SOAP can be applied to the floor using a spray mop, flat mop, sponge, cotton cloth, soft fiber cloth or mohair cloth.

Oil-waxed floor **VENIFLOOR**



Before applying **VENIFLOOR Venix SOAP**, the floor should be thoroughly vacuumed and any sand, aggregates, etc. that cause scratching of the wood should be removed.

Venix SOAP should be diluted with cold/lukewarm water in the proportion of 100-200 ml of the Concentrate per 8-10 liters of water.

The floor should be moistened and then wiped dry. When removing greasy stains and heavy dirt, you can use **Venix SOAP** in a less diluted form.

For better protection of the oil-waxed **VENIFLOOR** floor, the floor should be protected against scratches 1-2 times a year with **Venix CARE** or **Venix FINISH** Concentrates.



wooden floorings – **NEW GENERATION**

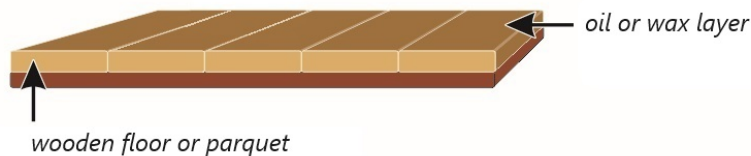
First maintenance of an oil-waxed floor **VENIFLOOR**

The first care/maintenance of VENIFLOOR oil-waxed wooden floors should be done before they are put into use; this activity is not required but recommended. The new floor should be protected with a concentrates: Venix CARE or Venix FINISH. Concentrates can be applied on the floor using a mohair weasel or a flat mop with a microfiber cover.

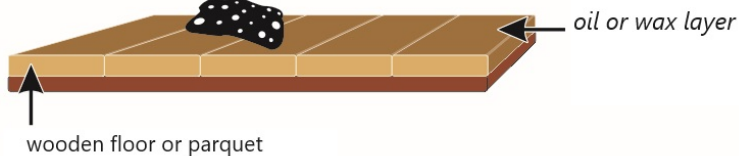
Oil-waxed floor **VENIFLOOR**



For floor care we use the Venix CARE diluted with water in the proportion of 25 ml per 1 liter of water. Concentrate can be applied on the floor using a mohair weasel or a flat mop with a microfiber cover.



For floor maintenance we use the Venix FINISH without dilution. Concentrate can be applied on the floor using a mohair weasel or a flat mop with a microfiber cover.



In rooms with underfloor heating, the heating should be turned off earlier to lower the floor temperature to approximately 20 degrees. Then the floor should be thoroughly clean with VENIFLOOR Venix SOAP, a *Concentrate for regular care of oil-waxed floors*, and leave to dry completely. Before using Venix CARE or Venix FINISH, shake the bottle very well because the sediment at the bottom of the bottle must be completely dissolved. Use the products with a mohair weasel or a flat mop with a microfiber cover.

ATTENTION ! Do not pour the concentrate from the bottle directly onto the floor!! The liquid concentrate must be free from foam and bubbles. The floor can be used after hardening, i.e. 4 hours after preserving the floor.

Recommended tool: SPRAY-MOP with a microfiber cover

